



DC-18 GHz

Type N Coaxial Fixed Terminations

- Low VSWR
- Broadband
- Medium Power, Superior Performance
40 W, 20 W, 10 W, 5 W and 1 W Models

Specifications

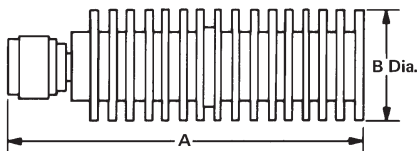
Type N (M), DC to 18 GHz (Medium Power)

FREQUENCY RANGE (GHz)	MODEL	POWER**		VSWR* (max.)	WEIGHT	
		AVERAGE (W)	PEAK (kW)		oz.	gr.
DC-12.4	376BNM	40	7.5	1.10 + .025f	10	283
	378NM	1	1	1.04 + .003f	3	85
	370BNM	5	2	1.05 + .015f	3	85
DC-18	379BNM	5	2	1.05 + .010f	3	85
	377BNM	5	2	1.05 + .005f	3	85
	375BNM	10	5	1.05 + .015f	3	85
	374BNM	20	5	1.05 + .015f	5	142
2-18	367NM	40	5	1.07 + .005f	9	255

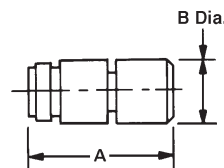
* f denotes frequency in GHz.

** IMPORTANT NOTE: Power rating is specified at 25° and free air convection at atmospheric (760 mm) pressure. Derate power capability linearly from stated value at 25°C to 0 watts at 135°C.

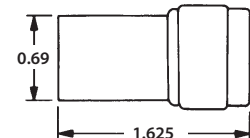
Outline Drawings



MODEL	A	B
367NM	7.57	1.75
374BNM	2.44	1.25
376BNM	5.06	1.63



MODEL	A	B
370BNM	1.67	.72
377BNM	1.67	.72
378NM	1.88	.72
379BNM	1.67	.72



MODEL 375BNM

Dimensions in inches, unless otherwise specified.

Terminations

Typical Performance Curves

