

SURFACE MOUNT AMPLIFIERS

AFSM SERIES

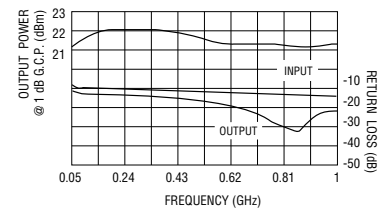
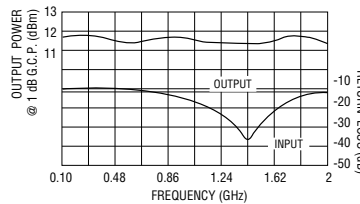
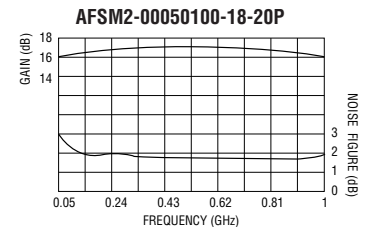
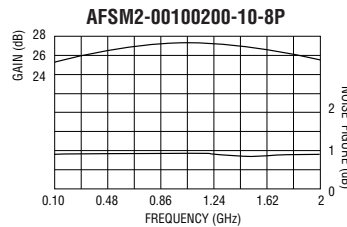
FEATURES

- Low noise at competitive prices in a surface mount amplifier
- Reduce assembly costs at the system level
- Substantial size reduction at the system or board level
- Both high and low frequency designs available (0.1–20 GHz)
- High reliability due to:
 - Hermetic sealing
 - High input to output isolation
 - Mechanically rugged internal assembly



TYPICAL DATA

CONNECTORIZED OPTION



MODEL NUMBER	FREQUENCY RANGE (GHz)	GAIN (dB, Min.)	GAIN VARIATION (±dB, Max.)	NOISE FIGURE (dB, Max.)	VSWR (Max.) IN/OUT	OUTPUT POWER @ 1 dB COMP. (dBm, Min.)	NOM. DC POWER (+15 V, mA)
AFSM2-00100200-12-8P	0.1–2	22	1	1.2	2:1	8	80
AFSM2-00100300-12-8P	0.1–3	20	1	1.2	2:1	8	80
AFSM2-00100400-18-8P	0.1–4	20	1	1.8	2:1	8	80
AFSM2-00100600-18-8P	0.1–6	18	1.5	1.8	2:1	8	80
AFSM2-00500100-08-8P	0.5–1	25	1	0.8	2:1	8	80
AFSM2-01000200-08-8P	1–2	25	1	0.8	2:1	8	80
AFSM2-02000400-10-8P	2–4	21	1	1	2:1	8	80
AFSM2-04000800-20-8P	4–8	20	1	2	2:1	8	100
AFSM2-08001200-15-8P	8–12	20	1	1.5	2:1	8	100
AFSM2-02000600-12-8P	2–6	20	1	1.2	2:1	8	80
AFSM3-12001800-25-8P	12–18	20	1	2.5	2:1	8	125
AFSM3-02001800-40-8P	2–18	18	2.75	4	2.5:1	8	100
AFSM3-00102000-50-8P	0.1–20	16	2.75	5	2.5:1	8	100
AFSM1-00100200-16-16P	0.1–2	12	1	1.6	2:1	16	80
AFSM1-00050100-18-20P	0.05–1	13	1	1.8*	2.5:1/2:1	20	150
AFSM1-01000200-16-20P	1–2	13	1	1.6	2:1	20	150
AFSM2-02002000-70-19P	2–20	12	2.75	7	2.5:1	19	200

* Noise figure increases from .05–0.1 GHz.

NOTES: For connectorized option, add “-C” to part number.
Other frequency bands also available.
See page 63 for outline.



100 Davids Drive, Hauppauge, NY 11788
TEL.: (631) 439-9220 • FAX: (631) 436-7430
e-mail: components@miteq.com • www.miteq.com