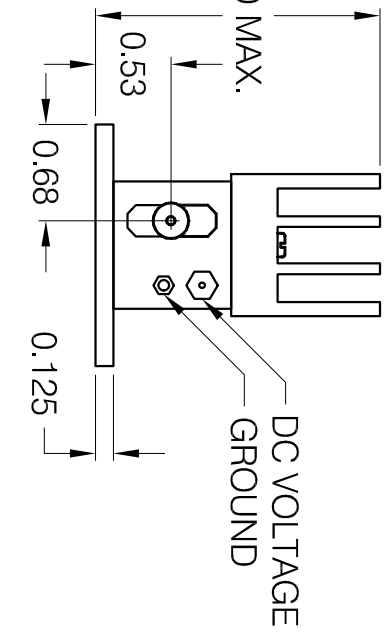
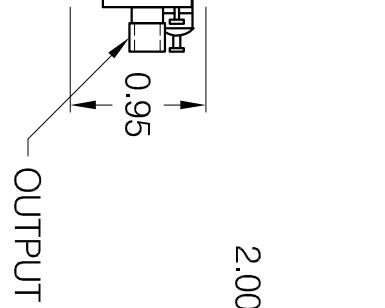
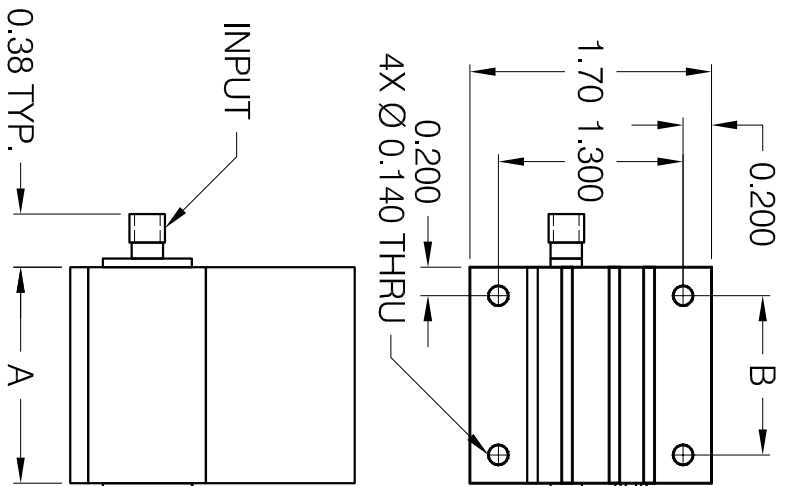
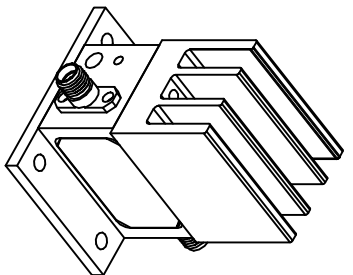


REVISIONS			
ZONE	LTR	DESCRIPTION	DATE
F		ADDED MODEL VIEW	7/27/2006
			11/5/1991



HOUSING NO.	DASH NO.	DIM A	DIM B
120158	-2	1.16	.762
118601	-3	1.40	1.000
118598	-4	1.74	1.340
118655	-5	2.11	1.710
118602	-6	2.45	2.050

NOTE:
 BASEPLATE 110380-44 AND
 HEATSINK 110363-44 ARE
 FIELD REMOVABLE.

DEPT 45	
NEXT ASSY	USED ON
APPLICATION	

QTY REQD	-5	-4	-3	-2	-1

UNLESS OTHERWISE SPECIFIED
 DIMENSIONS ARE IN INCHES
 TOLERANCES ON ANGLES
 DECIMALS .XX ± .01 .XXX ± .005 ± 0°30'

DATE	11/5/1991
CHKD BY	379
APPROVED BY	7/27/2006
PROJ ENGR	7/27/2006
DATE SENT	
Q.A.	
FINISH	

PARTS LIST			
SYMNOTES	PART NO.	CODE IDENT.	ITEM NO.



OUTLINE DRAWING, AMF SERIES
 .1-15 GHz ULTRA WIDEBAND
 MED. PWR AMPLIFIER, FIELD REMOVABLE CONN.

SCALE	1:1
REF	45Y219
SHEET	1 OF 1
SIZE	C
CODE IDENT. NO.	33592
REV.	F
	118406